



In the field of architectural fittings for aluminum & tempered glass doors, both high quality and total design flexibility are essential criteria together with ease of installation, safety and function.

GCC full range of fittings are aesthetically designed and manufactured to provide practicality and security to tempered glass assemblies, such as Tempered Glass Door Fittings, PVC Seals W/Weather Strips, Glass Clamps, Shower Door Hinges, Handles & Knobs, PVC Seals & Wipes and Reinforcement Bars for Shower Screen, Door Rails, Pivoting Door systems, office partition systems, Lever Hinges & Locks, Heavy-Duty Sliding Wall systems, Heavy Duty Sliding & Folding Door System, Floor Spring, Concealed Overhead Door Closer, Glass Connectors....etc. For details welcome to visit our website at www.gccintw.com.tw

GCC will be happy to help your special requirements, for any doubts, please contact your nearest **GCC** distributors for any technical assistance on parts and services, or contact us directly.

If you are looking for high quality products, **GCC** is your best choice.



Agent/ Distributor



GOOD CREDIT CORPORATION

No.13, Longmen Rd., Situn Dist., Taichung 40757, Taiwan

E-mail: gcciv@ms7.hinet.net

TEL: 886-4-22583755(Hunting Line)

FAX: 886-4-22583753

<http://www.gccintw.com.tw>



© Copyright 2011.10 Good Credit Corporation

Heavy Duty



Sliding Wall Systems

Parking and Stacking

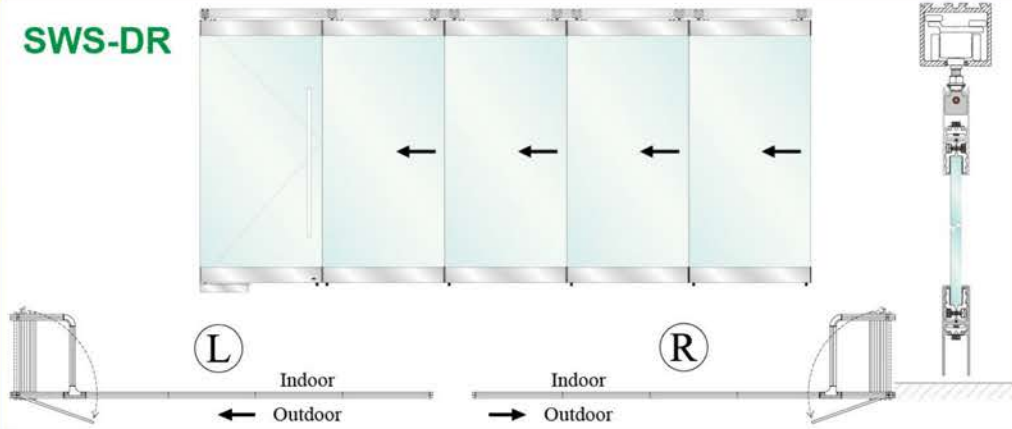


SWS-PF

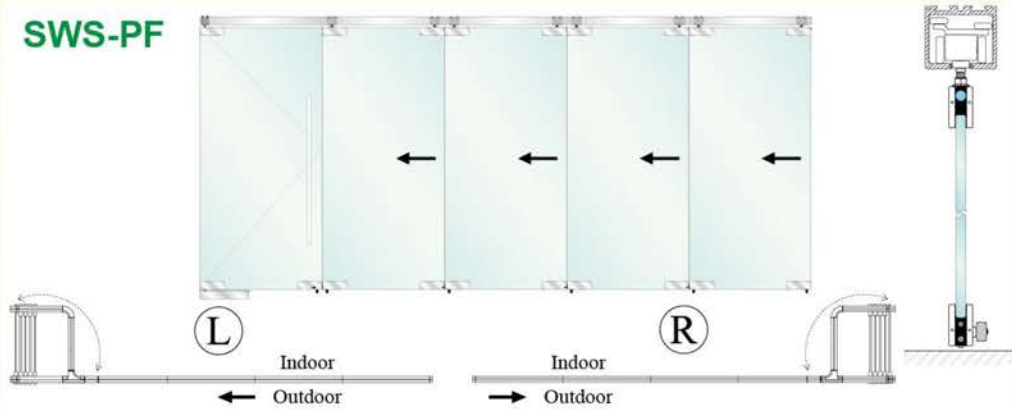
SWS-DR

GCC Sliding Wall Systems has two standard types for fully glazed panels in SWS-DR and SWS-PF design, but also can be used in Wooden Door, Metal Door, Aluminium Frame Door and Fire Approved Door panels....etc.

SWS-DR



SWS-PF



Suitable For:

- Aluminium Frame Door Panel.
- Frameless Glass Door Panel.
- Fire Approved Door Panel.
- Steel Door Panel.
- Wooden Door Panel.

Applications:

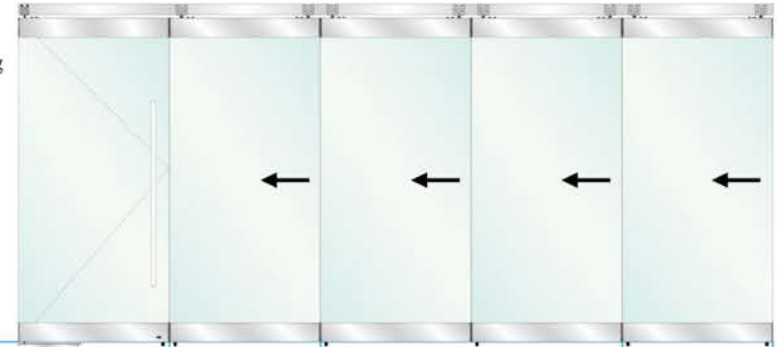
- Automobile Showroom.
- Banquet Halls.
- Convention Centers.
- Retail and Mall Storefronts.
- Restaurants and Eateries.



Panel types and functions

SWS-DR

- Fully glazed sliding walls with top & bottom rails.



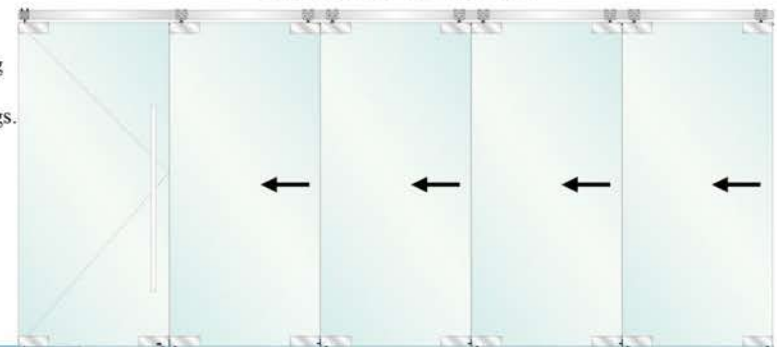
- Non-sliding panel.
- Double action panel with **GCC** 9115 free pivot or GTS-650, or GTS-840 floor springs.
- DRL5025 A/B lock when frontage closed.
- Sliding panel fixed with a flush bolt (DFB-101S /DFB-102S). When frontage closed.
- Sliding panel fix with a flush bolt (DFB-101ST/DFB-102ST). When frontage closed.
- Sliding panel fixed with a flush bolt (DFB-101S /DFB-102S). When frontage closed.

Max. Panel Height	4000mm	4000mm	4000mm	4000mm	4000mm
Max. Panel Width	1250mm	1250mm	1250mm	1250mm	1250mm
Max. Panel Weight	150kgs	150kgs	150kgs	150kgs	150kgs

Panel types and functions

SWS-PF


- Fully glazed sliding walls with top & bottom patch fittings.



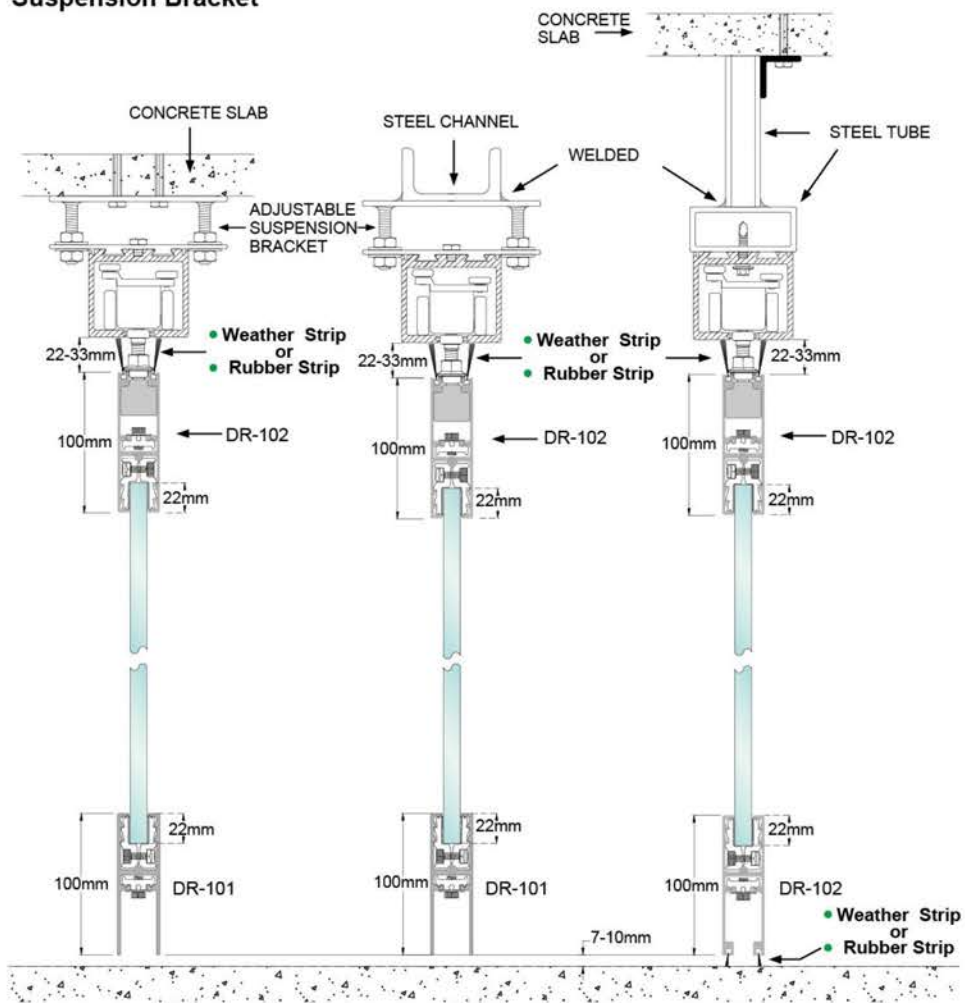
- Non-sliding panel.
- Double action panel with **GCC** GT-10 bottom fitting, GT-20 top fitting for 9115 free pivot or GTS-650, GTS-840 floor springs.
- GL-10 corner lock when frontage closed.
- Sliding panel fixed with a corner lock (GL-10L/GL-10R). When frontage closed.
- Sliding panel fixed with a bottom end-mounted bolt (GLB-10R /GLB-10L & GLK-10). When frontage closed.
- Sliding panel fixed with a corner lock (GL-10L/GL-10R) & a bottom end-mounted bolt (GLB-10R/GLB-10L). When frontage closed.

Max. Panel Height	3000mm	3000mm	3000mm	3000mm	3000mm
Max. Panel Width	1000mm	1000mm	1000mm	1000mm	1000mm
Max. Panel Weight	85kgs	85kgs	85kgs	85kgs	85kgs

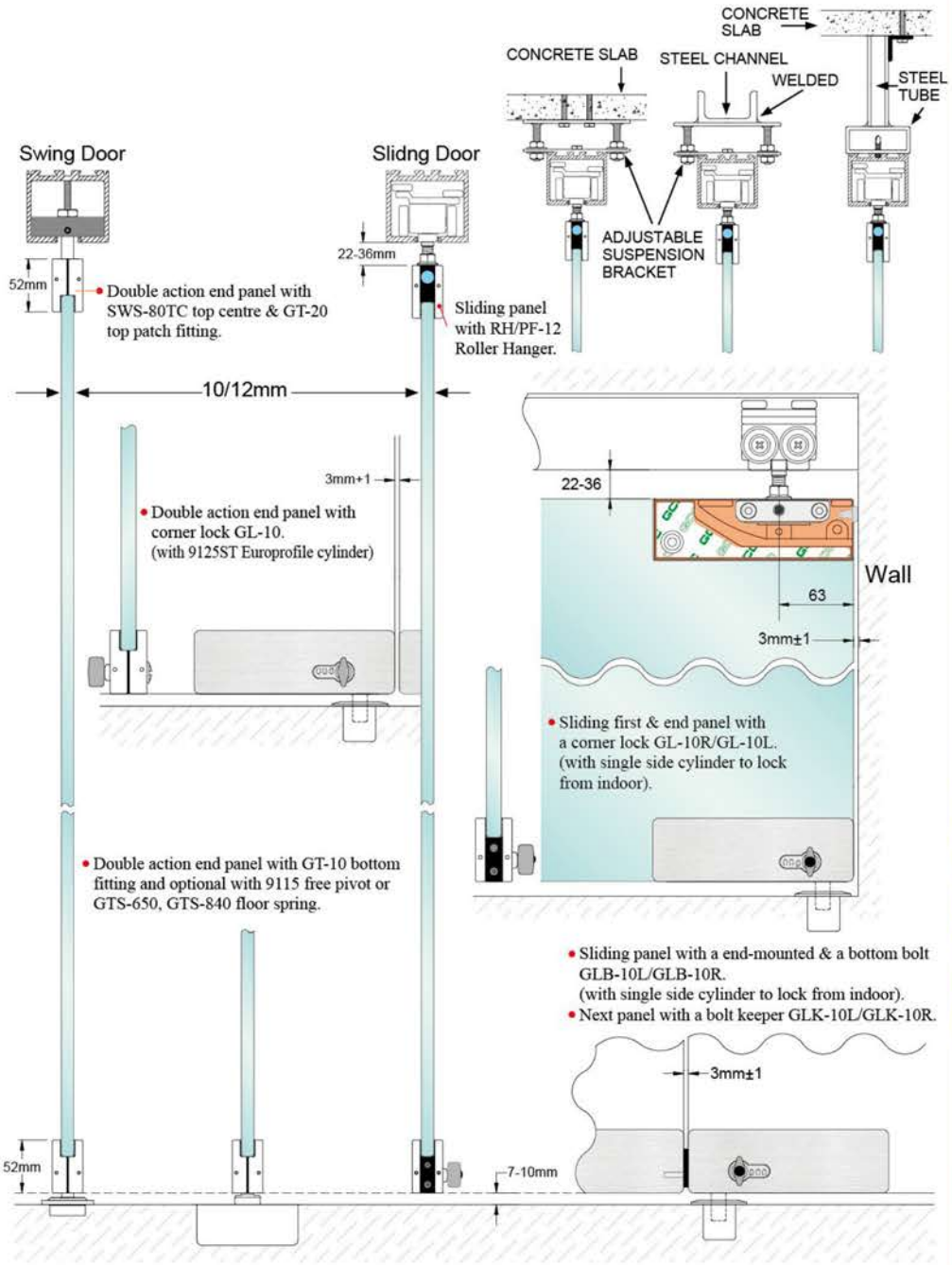
SWS-DR Installation Instruction



SWS-80SB
Suspension Bracket

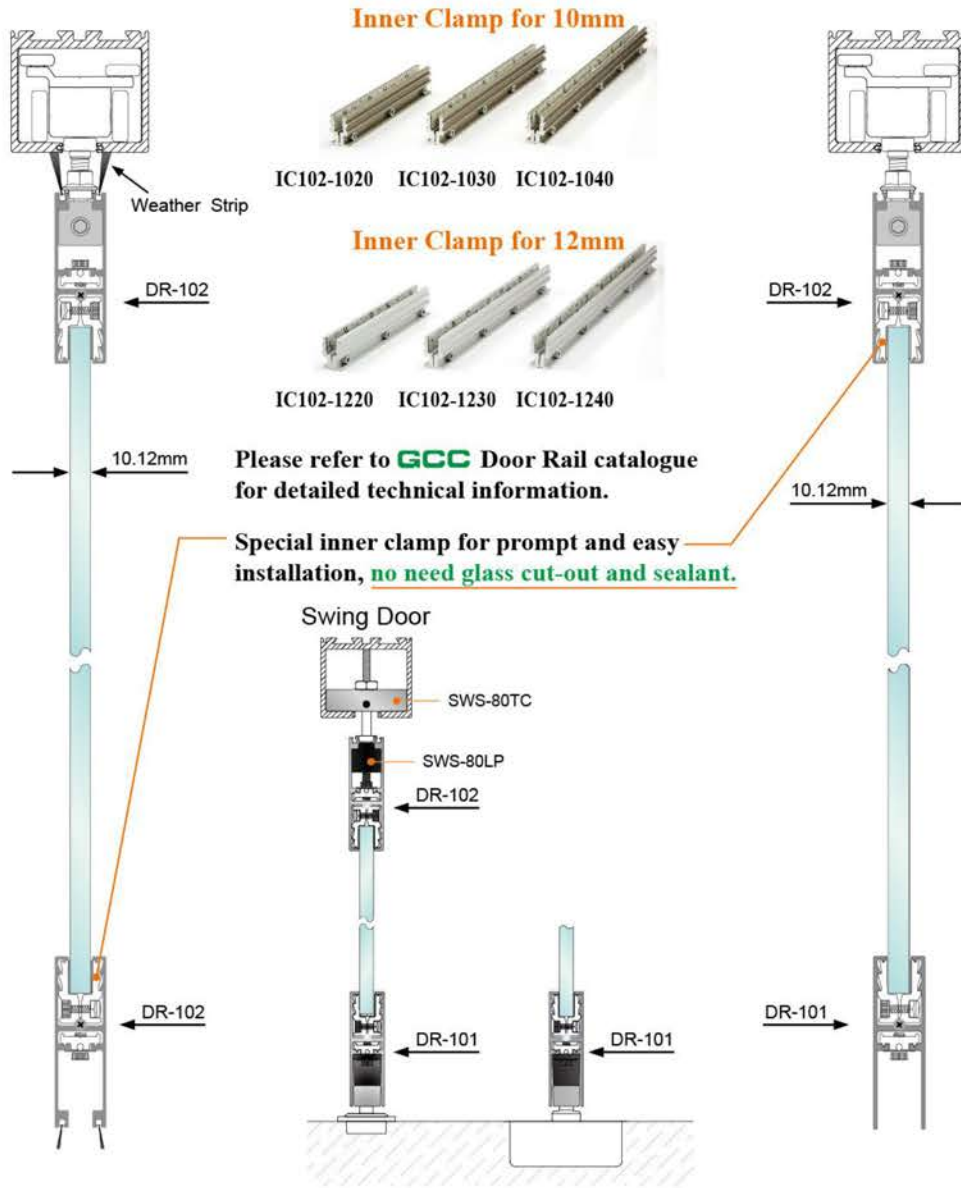


SWS-PF Installation Instruction

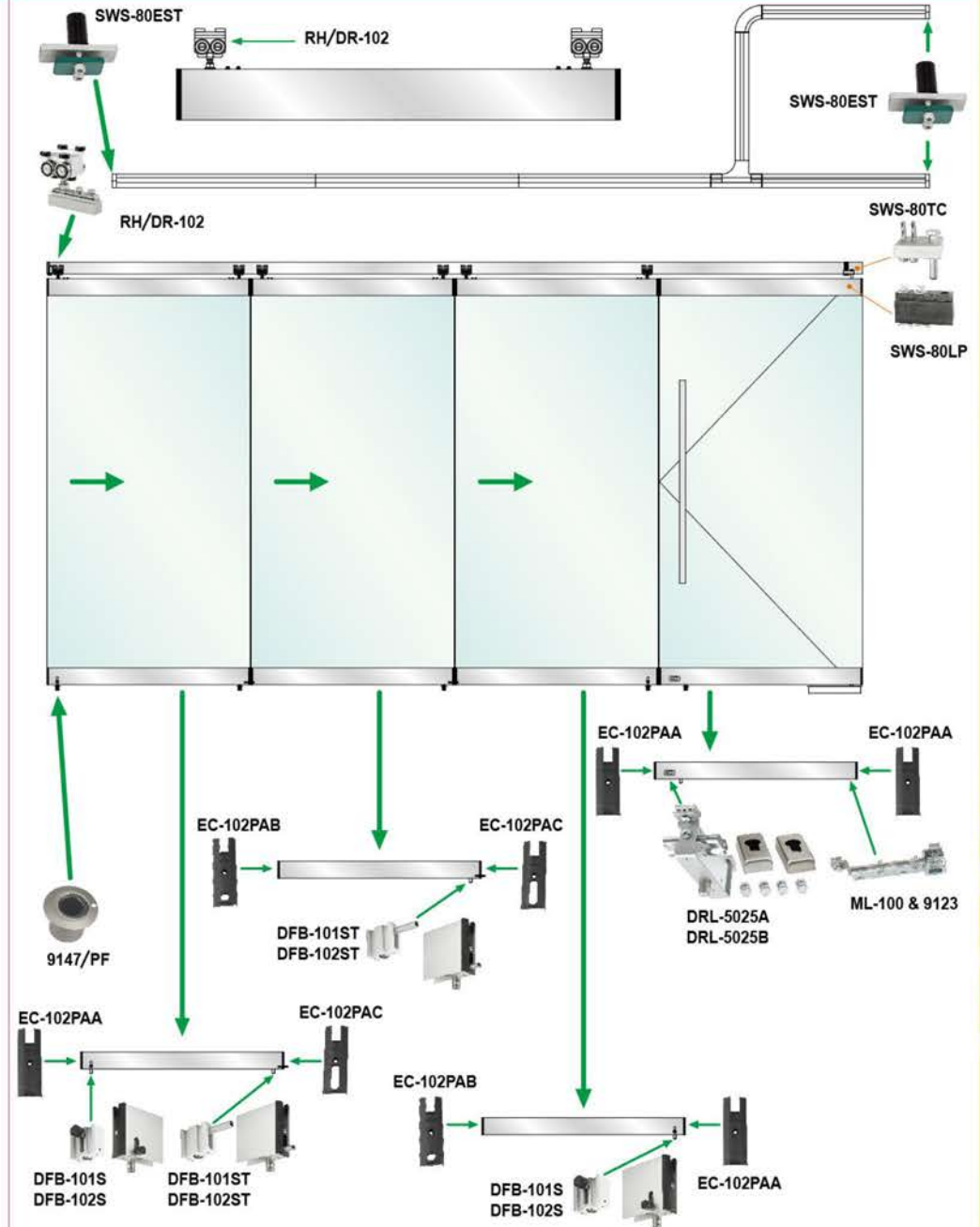


SWS-DR Door Rail DR-101 & 102

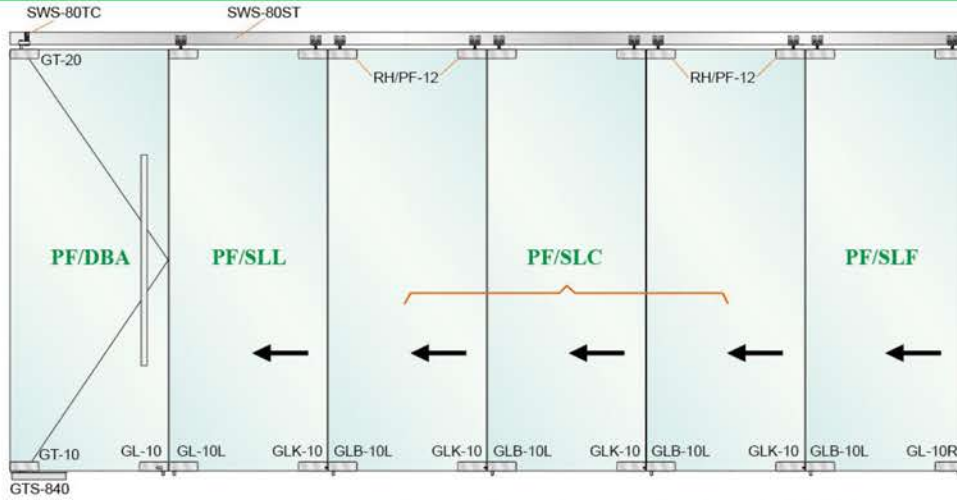
GCC DR-102 door rail is designed for sliding door by using Roller Hanger RH/DR-102, perfect for top rail with special groove for weather strips, without extra aluminium profile, also suitable for bottom rail. If weather strip is not required for bottom rail, we suggest using DR-101 at the bottom, DR-101 & DR-102 are basically same on size and installation way.



SWS-DR Complete Accessories



SWS-PF(L) Complete Accessories



View from indoor

The stacking/parking area for the above drawing is on the Left side (look from outdoor)



GL-10



GL-10R



GLB-10L



GLK-10

View from outdoor



GL-10

GCC SWS-PF series can have a stacking/parking area on left or right side, for better outside looking and safety purpose, we suggest using a corner lock with key cylinder outside and thumbturn cylinder inside (without key) for the double action swing door. For sliding panels, only need single side thumbturn cylinder inside (without key), no cylinder outside, so two different cylinder for left or right corner lock is available, GLB-10L is a corner lock for left side and GLB-10R is for right side.

GCC patch fittings use the same notches at the top, bottom & the corners to avoid confusion and mistake on glass cut-out (see page 13).

Ordering Code:

PF/DBA: (SWS-80TC, GT-10, GT-20, GL-10, 9147/PF)-Double action end panel.

PF/SLL: (RH/PF-12, GL-10L, GLK-10, 9147/PF)-Sliding last panel.

PF/SLC: (RH/PF-12, GLB-10L, GLK-10, 9147/PF)-Sliding centre panel.

PF/SLF: (RH/PF-12, GLB-10L, GL-10R, 9147/PF)-Sliding first panel.

9147/PF Floor Socket

RH/PF-12 Roller Hanger

9125ST Solid Brass Cylinder for GL-10

9125SH Solid Brass Cylinder for GLB-10L, GL-10R GLB-10R, GL-10L

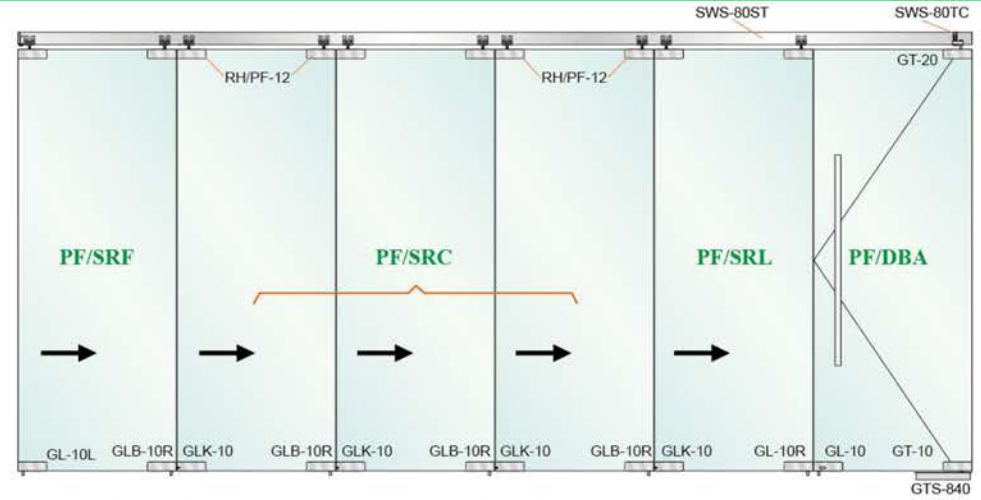
SWS-80EST End Stopper



Indoor

Outdoor

SWS-PF(R) Complete Accessories



View from indoor

The stacking/parking area for the above drawing is on the Right side (look from outdoor)



GL-10



GL-10R



GLB-10L



GLK-10

View from outdoor



GL-10

GCC SWS-PF series can have a stacking/parking area on left or right side, for better outside looking and safety purpose, we suggest using a corner lock with key cylinder outside and thumbturn cylinder inside (without key) for the double action swing door. For sliding panels, only need single side thumbturn cylinder inside (without key), no cylinder outside, so two different cylinder for left or right corner lock is available, GLB-10L is a corner lock for left side and GLB-10R is for right side.

GCC patch fittings use the same notches at the top, bottom & the corners to avoid confusion and mistake on glass cut-out (see page 13).

Ordering Code:

PF/DBA: (SWS-80TC, GT-10, GT-20, GL-10, 9147/PF)-Double action end panel.

PF/SRL: (RH/PF-12, GL-10R, GLK-10, 9147/PF)-Sliding last panel.

PF/SRC: (RH/PF-12, GLB-10R, GLK-10, 9147/PF)-Sliding centre panel.

PF/SRF: (RH/PF-12, GLB-10R, GL-10L, 9147/PF)-Sliding first panel.

9125ST Solid Brass Cylinder for GL-10

RH/PF-12 Roller Hanger

9147/PF Floor Socket

9125SH Solid Brass Cylinder for GLB-10L, GL-10R GLB-10R, GL-10L

SWS-80EST End Stopper



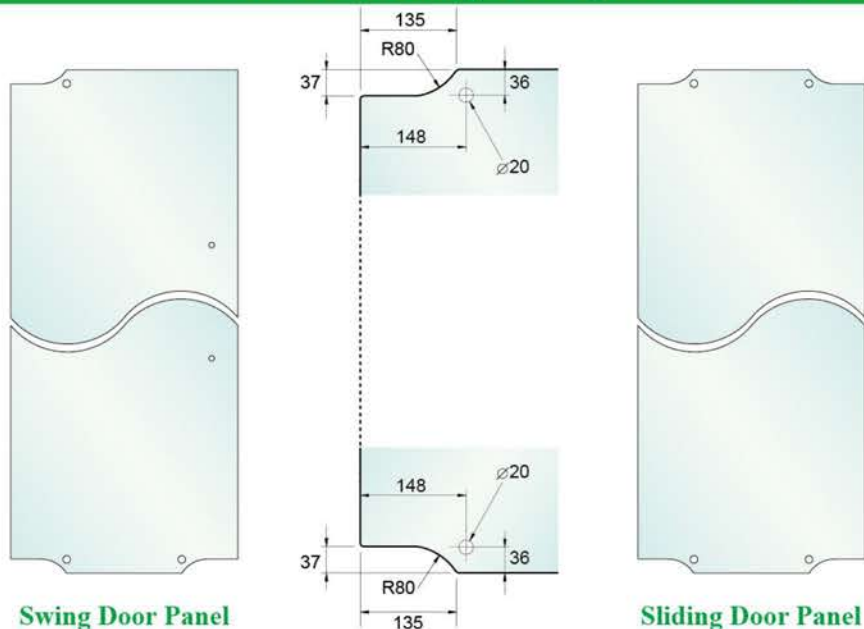
Indoor

Outdoor

SWS-80EST End Stopper

SWS-PF

All Fittings for SWS-PF type are same notches in tempered glass door panels.



Swing Door Panel

Sliding Door Panel

SWS-DR Accessories

For SWS-DR type Swing & Sliding door panel

RH/DR-102 Roller Hanger

- Fix in DR-102 door rail for sliding door panel.



SWS-80EST End Stopper

- Fix in SWS-80ST for stopping sliding doors.



SWS-80TC Top Centre Pivot

- Fix in SWS-80ST sliding track with SWS-80LP in the door rail or with GT-20 top fitting for the swing door.



SWS-80LP Lower part

- Fix in DR-101, DR-102 door rail with SWS-80TC for the swing door.



9115 Free Pivot

SUS 304 Floor pivot bearing



9147/DR Floor Socket

- Fix in the floor for DFB flush bolts & door rail locks (DRL-5025A/B).



SWS-DR

Accessories

DFB-101S Side Flush Bolt



- Fix in DR-101 door rail for locking to the floor with a side knob.

DFB-101ST Straight Flush Bolt



- Fix in DR-101 door rail for locking to the floor & a next door panel with an end bolt.

DFB-102S Side Flush Bolt



- Fix in DR-102 door rail for locking to the floor with a side knob.

DFB-102ST Straight Flush Bolt



- Fix in DR-102 door rail for locking to the floor & a next door panel with an end bolt.

EC-102PAA End Cap

- For regular DR-101, DR-102 door rail both end use.



EC-102PAB End Cap

- Prepared a round hole for connecting door panel with DFB-101ST, or DFB-102ST use.



EC-102PAC End Cap

- Prepared a slot hole for door rail with DFB-101ST or DFB-102ST use.



Weather Strip

- Fix in DR-102 door rail.
- To keep dust out and aircondition inside.



SQ 50(25mm Brush)
SQ 50S(10mm Brush)

150 meters/per roll

Rubber Strip

- Fix in DR-102 door rail.
- To keep dust out and aircondition inside.



RS-1050(10mm Rubber)
RS-1550(15mm Rubber)
RS-2050(20mm Rubber)
RS-2550(25mm Rubber)
50 meters/per roll

DRL-5025A Door Rail Lock

- Fix in DR-101 door rail with a europrofile cylinder (#9125DR) for locking to the floor.



DRL-5025B Door Rail Lock

- Fix in DR-102 door rail with a europrofile cylinder (#9125DR) for locking to the floor.



9125DR Europrofile cylinder

- For fixing to DRL-5025A & DRL-5025B Door Rail Lock.



ML-100 Bottom Arm

- For fixing to #9123



9123 Door Strap

- For fixing GTS-840, GTS-650 floor springs or the #9115 free pivot bearing or most of the other famous brand floor springs.

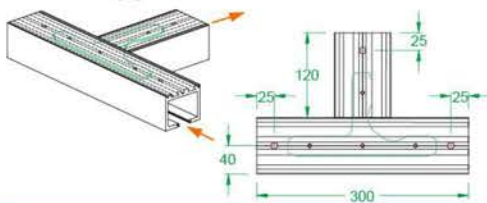


- Fixing to DR-101 or DR-102 door rails.

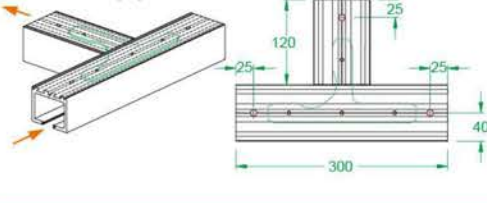
Typical Junctions

T type 90° 110° 135°

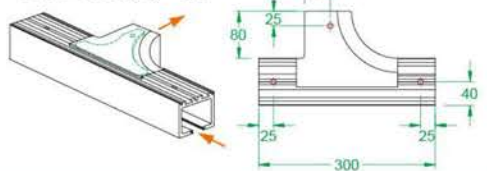
SWS-80T(L) 90°



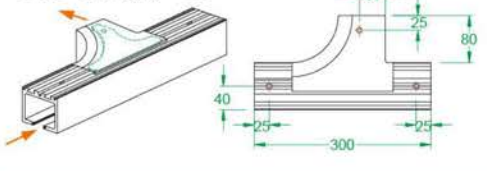
SWS-80T(R) 90°



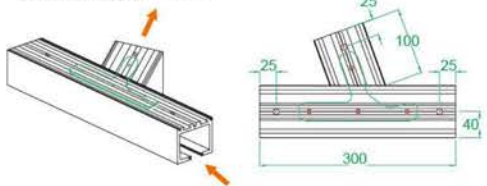
SWS-80RT(L) 90°



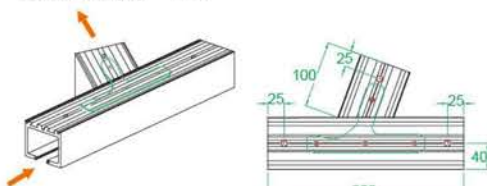
SWS-80RT(R) 90°



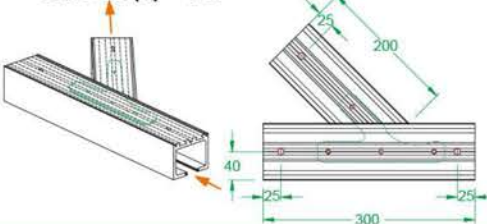
SWS-80T(L) 110°



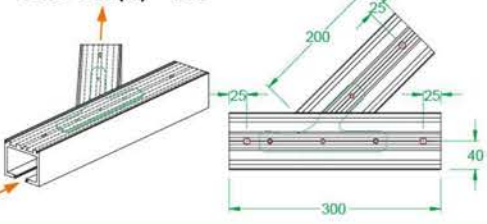
SWS-80T(R) 110°



SWS-80T(L) 135°

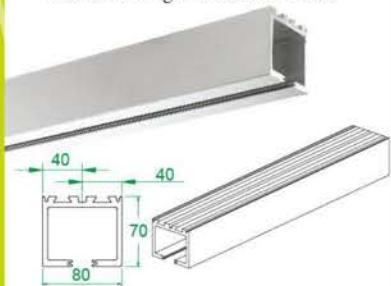


SWS-80T(R) 135°



SWS-80ST Sliding Track

- Standard length in stock 3 meters.



SWS-80CNP Track Connecting Pin

- For connecting both sliding tracks to level & straight.



SWS-80CNB Track Connecting Bar

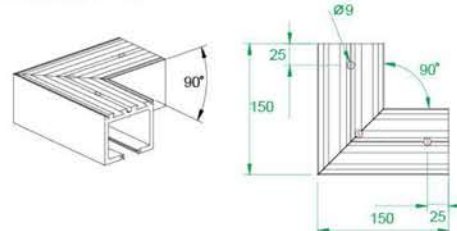
- For connecting both sliding tracks to level & straight.



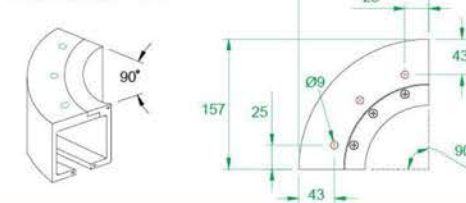
Typical Junctions

L type 90° 95° 110° 135°

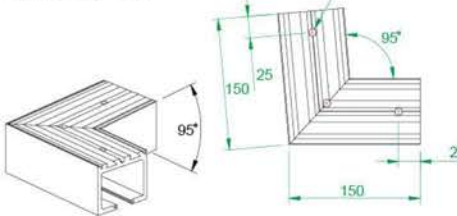
SWS-80L 90°



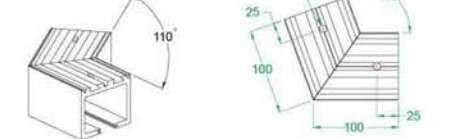
SWS-80RL 90°



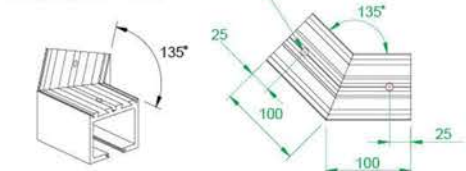
SWS-80L 95°



SWS-80L 110°



SWS-80L 135°



SWS-80T(L) 90°



SWS-80T(R) 90°



SWS-80RT(L) 90°



SWS-80RT(R) 90°



SWS-80T(L) 110°



SWS-80T(R) 110°



SWS-80T(L) 135°



SWS-80T(R) 135°



SWS-80L 90°



SWS-80RL 90°



SWS-80L 95°



SWS-80L 110°



SWS-80L 135°



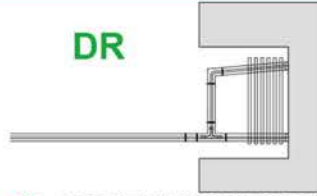
Typical Stacking Tracks for Panels

DR, PF



- Use SWS 80L 90°, SWS 80RT(L)90° & SWS 80RL 90°.
- Suitable for SWS-DR & SWS-PF systems.

DR



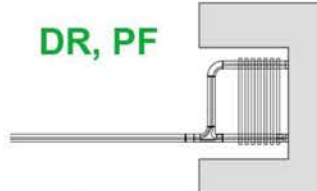
- Use SWS 80T(R)90° & SWS 80L 95°
- Suitable for SWS-DR system.

DR



- Use SWS 80T(R)90° & SWS 80L 90°
- Suitable for SWS-DR system.

DR, PF



- Use SWS 80RT(R)90° & SWS 80RL90°
- Suitable for SWS-DR & SWS-PF systems.

DR, PF



- Use SWS 80RL 90°, SWS 80T(L) 110° & SWS 80L 110°.
- Suitable for SWS-DR & SWS-PF system.

DR, PF



- Use SWS 80L 110° & SWS 80T(L) 90°
- Suitable for SWS-DR & SWS-PF systems.

DR, PF



- Use SWS 80L 90° & SWS 80T(L)135° & SWS 80L 135°.
- Suitable for SWS-DR & SWS-PF systems.

DR



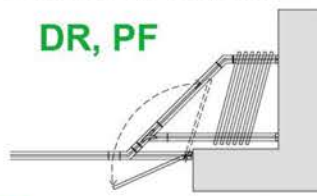
- Use SWS 80L135° & SWS 80T(L) 90° & SWS 80L 95°
- Suitable for SWS-DR system.

DR, PF



- Use SWS 80L 90°, SWS 80RT(L) 90° & SWS 80RL 90°.
- Suitable for SWS-DR & SWS-PF systems.

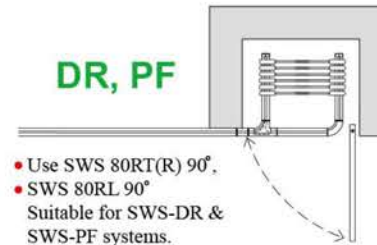
DR, PF



- Use SWS 80L 135°, SWS 80T(L) 135° & SWS 80L 135°
- Suitable for SWS-DR & SWS-PF systems.

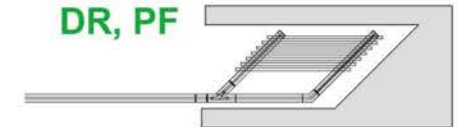
Typical Stacking Tracks for Panels

DR, PF



- Use SWS 80RT(R) 90°, SWS 80RL 90°
- Suitable for SWS-DR & SWS-PF systems.

DR, PF



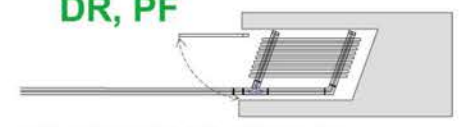
- Use SWS 80T(R) 135°, SWS 80L 135°
- Suitable for SWS-DR & SWS-PF systems.

DR, PF



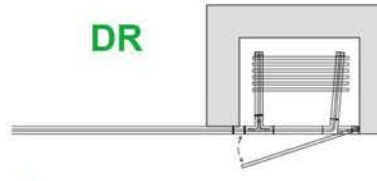
- Use SWS 80L 110° & SWS 80T(R) 110°
- Suitable for SWS-DR & SWS-PF system.

DR, PF



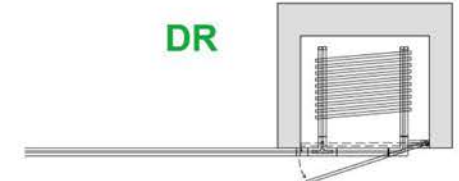
- Use SWS 80T(R) 110°, SWS 80L 110°
- Suitable for SWS-DR & SWS-PF system.

DR



- Use SWS 80T(R) 90° & SWS 80L 95°
- Suitable for SWS-DR system.

DR



- Use SWS 80T(R) 90°, SWS 80L 90°
- Suitable for SWS-DR system.

Special stacking upon requirement.

Clear PVC Seals (Optional)

"U" Jamb With Bubble

- The circulation of air between indoors and outdoors can be limited, as such, the temperature to the air-conditioned room or building is maintained, dirt and dust is prevented from entering the room or building, and the edge of the frameless door panel is also protected (Fix to single edge only).
- Supplied in 3000mm(3 meters) stock lengths.
- Snap on to the glass.

Code No.	Glass Thick
PU10BS	10mm(3/8")
PU12BS	12mm(1/2")

