

In the field of architectural fittings for aluminum & tempered glass doors, both high quality and total design flexibility are essential criteria together with ease of installation, safety and function.

GCC full range of fittings are aesthetically designed and manufactured to provide practicality and security to tempered glass assemblies, such as Tempered Glass Door Fittings, PVC Seals W/Weather Strips, Glass Clamps, Shower Door Hinges, Handles & Knobs, PVC Seals & Wipes and Reinforcement Bars for Shower Screen. Door Rails, Pivoting Door systems, office partition systems, Lever Hinges & Locks, Heavy-Duty Sliding Wall systems, Floor Spring, Concealed Overhead Door Closer, Glass Connectors....etc. For details welcome to visit our website at www.gccintw.com.tw

GCC will be happy to help your special requirements, for any doubts, please contact your nearest GCC distributors for any technical assistance on parts and services, or contact us directly.

If you are looking for high quality products, GCC is your best choice.



GOOD CREDIT CORPORATION

No.13, Longmen Rd., Situn Dist., Taichung 40757, Taiwan

E-mail: gcctw@ms7.hinet.net

TEL: 886-4-22583755(Hunting Line)

FAX: 886-4-22583753

<http://www.gccintw.com.tw>



Agent/ Distributor

**Economic Double Action
Floor Spring**

GTS 840



Spindle Fixed



Spindle Interchangeable

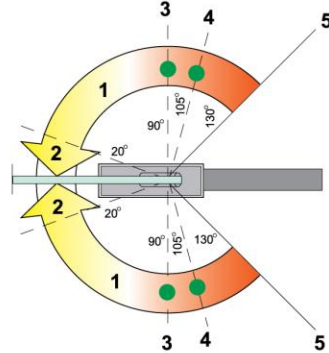
Technical Data

Code No.	1	2	3	4
Spring strength/Closing force in Nm, approx.	15	20	25	33

Closing ranges

Two closing speed variable by valve adjustment provide full hydraulic control
 Valve 1: 130°-20° closing speed.
 Valve 2: 20°-0° latching range.

- 1 First adjusting closing range 130°-20°
- 2 Second adjusting latching range from approx 20°-0°
- 3 Hold open at 90° (standard)
- 4 Hold open at 105° (optional)
- 5 Back stop at 130° (standard)
- 6 NHO: Non hold open (optional)



Two Adjustment Screw

One for Closing Speed and the other for Latching Speed.

Special Retaining Rings

Prevent the Adjusting Screws from falling out of the Closer Body, which is the main cause of closer failure.



Cover plate available in:

SSS: Satin Polished Stainless Steel.
 TP : Satin Polished Stainless Steel with Titanium Plated(PVD Coated)

Specifications:

Maximum Door Width 43"(1100mm)
 Maximum Door Weight 330lbs.(150kgs)



Fixed Spindle Type



Interchangeable Spindle Type

How To Order
GCC Floor Spring


GTS 840-160SS-N



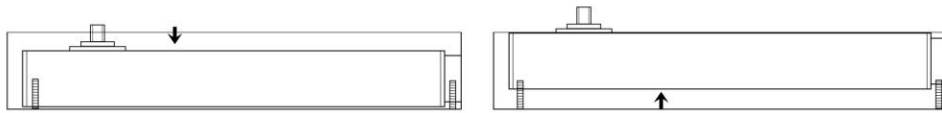
Note: Accessories must be ordered separately



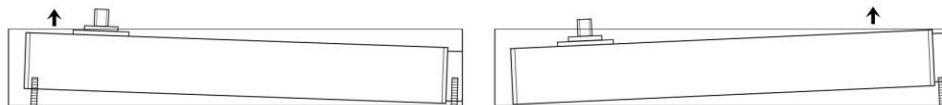
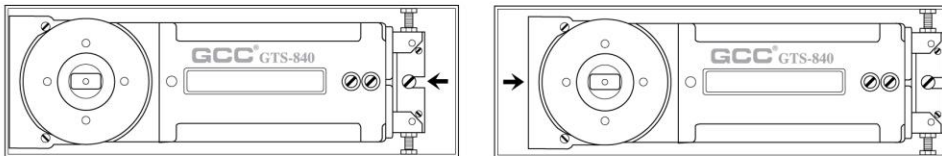
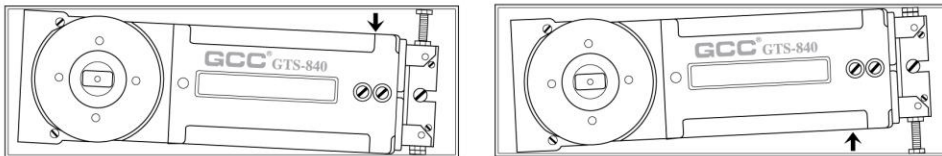
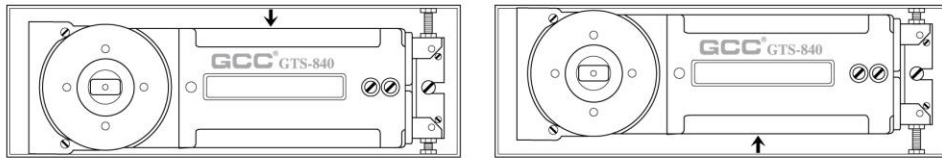
Your product quality and safety mark, 500,000 cycles test approved
 According to EN 1154: 1996 (except clause 7.2.2 & 7.4)
 SS 332: 2000: clause 5 standard requirements



Horizontal & Vertical Adjustments



Height adjustment in **GCC** standard cement case(H:40mm) is 4mm
 Deep cement case(H:45mm) is available by order for more adjustment in height(9mm)

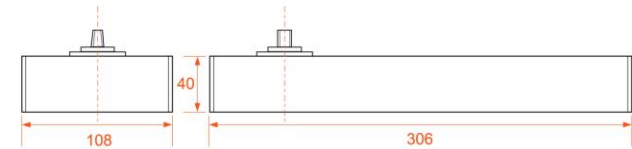


Functions: HO & NHO

Code No.:
 60= 90° Hold open & 130° Back stop(standard)
 70= 105° Hold open & 130° Back stop(optional)
 62=Non-Hold open & 130° Back stop(optional)

Adjustable Body

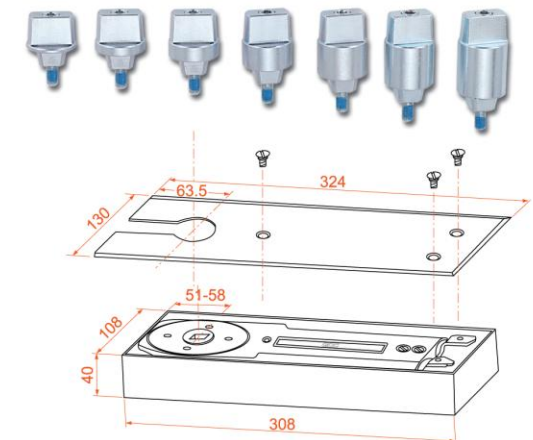
- * Adjustment in cement case for height 4mm, width 10mm and length 7mm.
- * For more adjustment, cement case in H: 45mm is available by order.
- * Special design to make installation easy and hold the body tight without losing after long use.



Cement case size: L: 306mm W: 108mm H: 40mm(standard)
Cement case size: L: 306mm W: 108mm H: 45mm(optional)



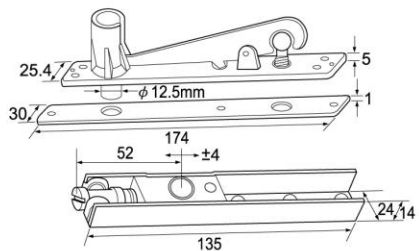
Spindle Code No.	"X" (Door Clearance)
-0	8mm
0	12mm
5	17mm
10	22mm
15	27mm
20	32mm
25	37mm



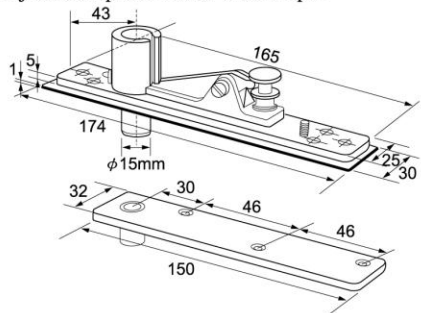
• **Door clearance around 12mm for Fixed Spindle Type.**

Accessories

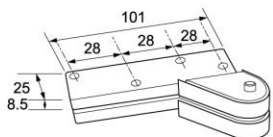
9116/7
Adjustable top centre with ϕ 12.5mm pin



9118/9
Adjustable top centre with ϕ 15mm pin

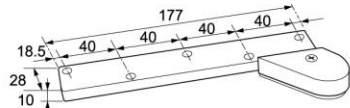


9143TC(L) Offset top centre



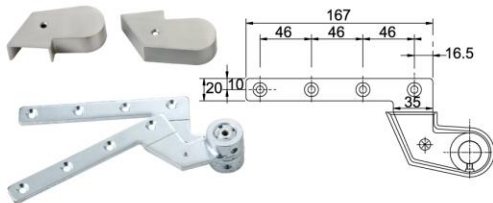
Drop forged steel, Zinc plated with stainless steel cover.

9143DS(L) Offset Door strap

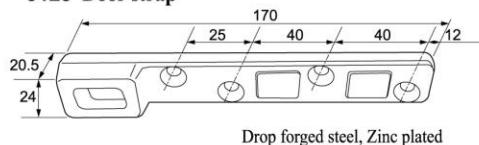


Drop forged steel, Zinc plated with stainless steel cover.

9149TC Offset top centre




9123 Door strap



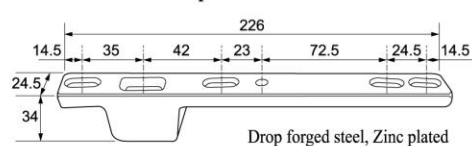
Drop forged steel, Zinc plated

9123L Door strap



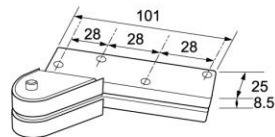
Drop forged steel, Zinc plated

9123XL Door strap



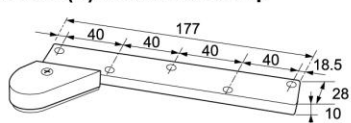
Drop forged steel, Zinc plated

9143TC(R) Offset top centre



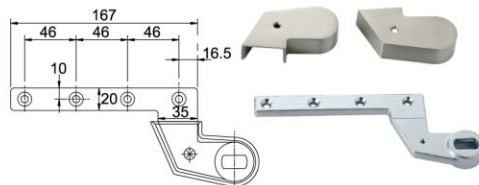
Drop forged steel, Zinc plated with stainless steel cover.

9143DS(R) Offset Door strap



Drop forged steel, Zinc plated with stainless steel cover.

9149DS Offset Door strap




• 9149TC, 9149DS are can be used for both left or right hand.

Accessories

9116/7
Adjustable top centre with ϕ 12.5mm pin



9118/9
Adjustable top centre with ϕ 15mm pin



9143DS(R) Offset door strap



9143TC(R) Offset top centre



9123 Door strap



9123L Door strap



9123XL Door strap



9143DS(L) Offset door strap



9143TC(L) Offset top centre



For detailed technical information of other **GCC** Door closers, please refer the related **GCC** catalogues.



GT Series



Full range of fittings for frameless tempered glass doors, please refer to **GCC** tempered glass fittings catalog.

GP Series



Pivoting Door System



Door Rail System

