

GCC

How To Order GCC Floor Spring


GTS 650-260SS

- Spring strength/closing force: 1=15NM(optional)
2=20NM(standard)
- Function: 60=90° Hold open & 130° back stop(standard)
70=105° Hold open & 130° back stop(optional)
62=Non-hold open & 130° back stop(optional)
- Cover plate finish: SS= Satin Polished Stainless Steel
TP= Stain Polished Stainless Steel
with Titanium Plated(PVD coated)

Note: Accessories must be ordered separately



Your product quality and safety mark, 500,000 cycles test approved
Singapore Standard 332:2007:Annex F:-Clause 5.1
According to The test was conducted at TUV SUD PSB fire test
laboratory singapore.



Agent/ Distributor



GOOD CREDIT CORPORATION

No.13, Longmen Rd., Situn Dist., Taichung 40757, Taiwan

E-mail: gcctw@ms7.hinet.net

TEL: 886-4-22583755(Hunting Line) FAX: 886-4-22583753

http://www.gcctw.com.tw

© Copyright 2011.10 Good Credit Corporation

GCC®

Economic Double Action

Floor Spring

GTS 650



Technical Data

Code No.	1	2
Spring strength/Closing force in Nm, approx.	15	20

Closing ranges

Two closing speed variable by valve adjustment provide full hydraulic control
Valve 1: 130°-20° closing speed.
Valve 2: 20°-0° latching range.



Valve 2
Valve 1

Two Adjustment Screw

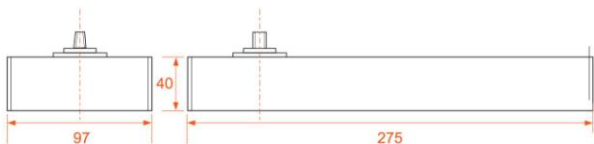
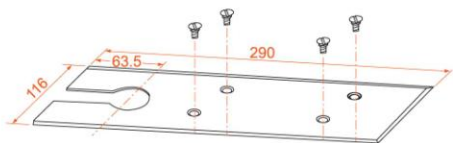
One for Closing Speed and the other for Latching Speed.

Special Retaining Rings

Prevent the Adjusting Screws from falling out of the Closer Body, which is the main cause of closer failure.

Functions: HO & NHO

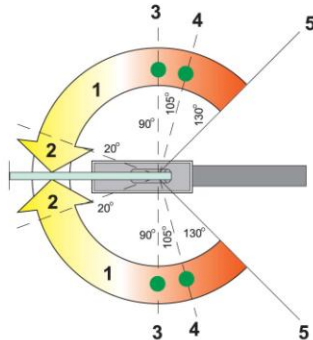
Code No.:
 60 = 90° Hold open & 130° Back stop (standard)
 70 = 105° Hold open & 130° Back stop (optional)
 62 = Non-Hold open & 130° Back stop (optional)



Cement case size: L: 275mm W: 97mm H: 40mm

Specifications:

Maximum Door Width: 37"(950mm)
 Maximum Door Weight: 80kgs(176lbs.)



- 1 First adjusting closing range 130°-20°
- 2 Second adjusting latching range from approx 20°-0°
- 3 Hold open at 90° (standard)
- 4 Hold open at 105° (optional)
- 5 Back stop at 130° (standard)
- 6 NHO: Non hold open (optional)



Cover plate available in:

SSS: Satin Polished Stainless Steel.
 TP : Satin Polished Stainless Steel with Titanium Plated(PVD Coated)

Adjustable Body

* Adjustment in cement case for height 3mm, width 10mm and length 7mm.
 * Horizontal & Vertical adjustable.

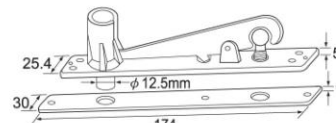


Italy type/size spindle available by order.

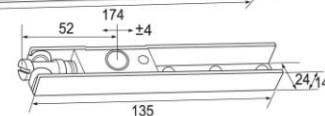
Accessories

9116/7
Adjustable top centre with ϕ 12.5mm pin

9116

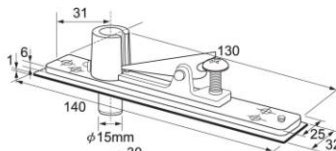


9117

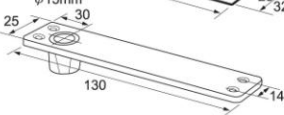


9120/1
Adjustable top centre with ϕ 15mm pin

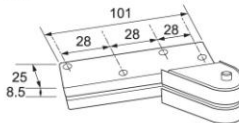
9120



9121

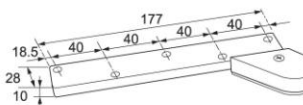


9143TC(L) Offset top centre



Drop forged steel, Zinc plated with stainless steel cover.

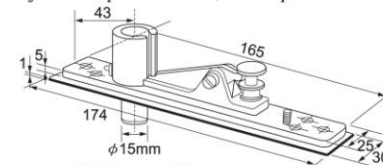
9143DS(L) Offset Door strap



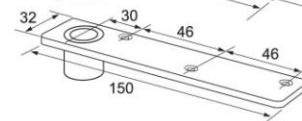
Drop forged steel, Zinc plated with stainless steel cover.

9118/9
Adjustable top centre with ϕ 15mm pin

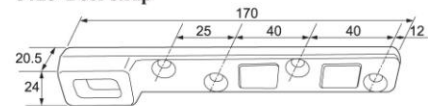
9118



9119

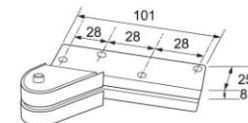


9123 Door strap



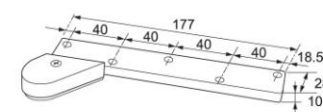
Drop forged steel, Zinc plated

9143TC(R) Offset top centre



Drop forged steel, Zinc plated with stainless steel cover.

9143DS(R) Offset Door strap



Drop forged steel, Zinc plated with stainless steel cover.



9116/7



9118/9



9120/1



9123

9143TC(L)



9143DS(L)



9143TC(R)



9143DS(R)